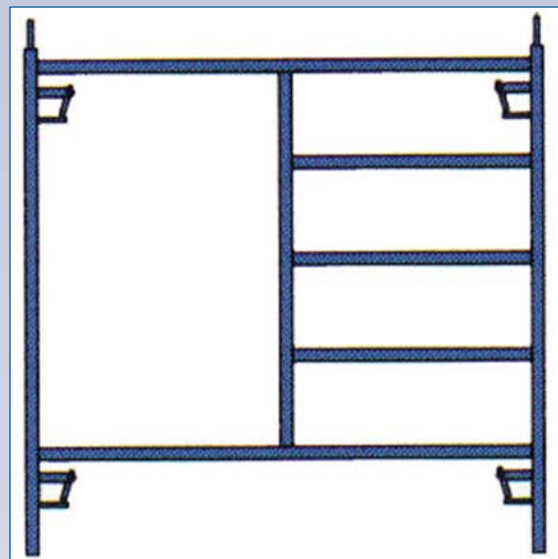
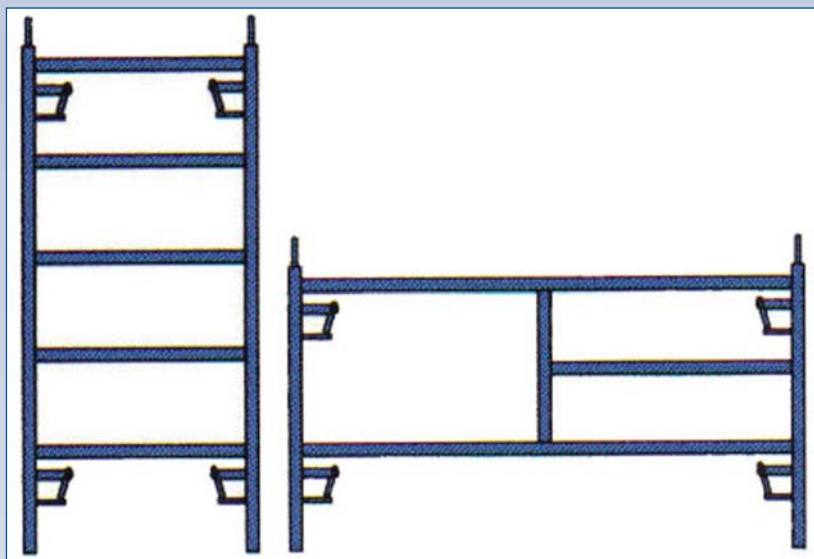
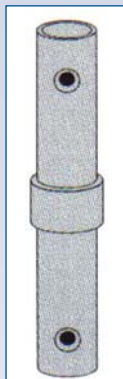


ÉCHAFAUDAGE




A Cadre - 5' X 3'

B Cadre - 5' X 5'




C Tuyau d'accouplement




D Croisillon



E Barrure de sécurité



F Roue



Code	Réf.	Description	Jour	Sem.	Mois
SC0101	A	Cadre - 5' X 3'			
SC0102	B	Cadre - 5' X 5'			
SC0211	C	Tuyau d'accouplement			
SC0501	D	Croisillon			
SC0502	E	Barrure de sécurité			
SC1001	F	Roue			
SC1250	N/I	Madrier laminé - 12'			

*Non illustré

📞 MTL. 514-333-1212

📞 LONGUEUIL 450-923-2212

📞 TOR. 416-747-1212

📞 OTT. 613-744-1212

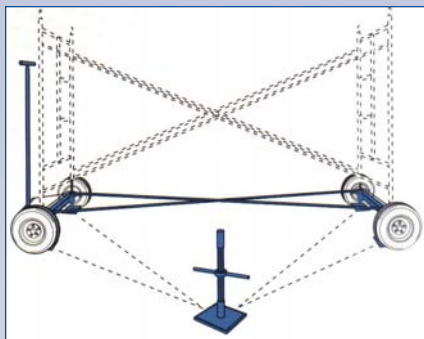
66

www.dickiemoore.com






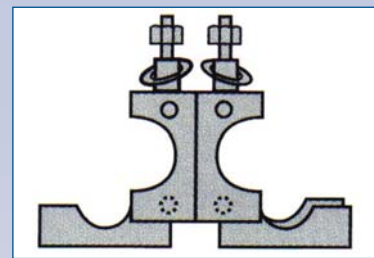
ÉCHAFAUDAGE




G Wagon mobile



H Ancrage de sécurité



I Attache pivotante



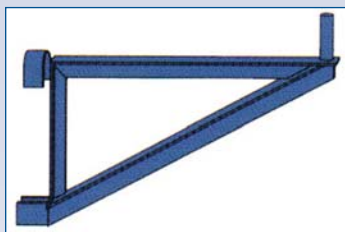
L Garde-corps



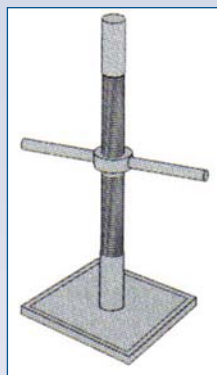
J Plate-forme



K Poteau de garde-corps



M Équerre de coté



N Vérin ajustable

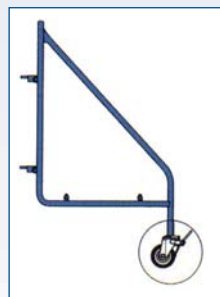


O Échafaudage montage-rapide



P Support à forme

Code	Réf.	Description	Jour	Sem.	Mois
SC1501	G	Wagon mobile			
SC1650	H	Ancrage de sécurité			
SC1675	I	Attache pivotante			
SC2010	J	Plate-forme - Aluminium - 7' ou 10'			
SC2501	K	Poteau de garde-corps			
SC2502	L	Garde-corps			
SC3501	M	Equerre de coté			
SC4001	N	Vérin ajustable			
SC4501	O	Echafaudage montage-rapide - 5 pc			
SC5001	P	Support à forme - 3'/4'/5'/6'			
SC5501	Q	Stabilisateur			
SC5850	R	Poulie			
SC5950	S	Support à poulie - cap. 100 lbs			



Q Stabilisateur



R Poulie



S Support à poulie